

ULTRACARE FUGA FRESCA

Grout Refresh

Polymeric paint to refresh the colour of the cementitious grout joints between tiles



WHERE TO USE

UltraCare Fuga Fresca is a ready-to-use paint for internal areas which is quickly and easily applied to rejuvenate, refresh and modify the colour of cementitious grout joints between tiles.

Some application examples

UltraCare Fuga Fresca is used to eliminate irregularities in the colour of grout-joints caused, for example, by incorrect application of the mortar, or to eliminate unsightly stains caused during use.

TECHNICAL CHARACTERISTICS

UltraCare Fuga Fresca is a water-based polymeric, acrylic resin-based paint which, thanks to its special characteristics and excellent covering qualities, allows joints with a uniform colour to be produced with lower water absorption that are easy to clean.

RECOMMENDATIONS

- Do not use for external applications or on surfaces subjected to continuous immersion (swimming pools, basins, etc.).
- If the product is used on terracotta floors or on stone material with a porous, absorbent surface, it must only be applied on the joints to avoid staining the tiles.
- Apply the product on fully cured cementitious grouts (time varies according to the specific type of grout).
- Do not use on epoxy grouts or on expansion joints sealed with silicone or polyurethane-based products.
- Do not use **UltraCare Fuga Fresca** to consolidate friable grout or those with poor mechanical strength due to inadequate hydration.
- If the colour difference between the original colour and the new colour is too great, it may be necessary to apply more than one coat.

APPLICATION PROCEDURE

Dosing canister

Shake the canister well before use. Unscrew the cap and apply the product by pressing the sponge applicator lightly on the surface of the joints, which must be clean and free of loose parts, mould and calcium deposits. Wait a few minutes until the product applied on the joints is dry (according to actual environmental conditions). Remove any traces of the product from the edges of the tiles using a damp sponge. After use, thoroughly clean the sponge applicator on the canister.

Drum

The product is ready-for-use.

Mix the product in the drum thoroughly before use. Using a brush of suitable size, spread the product on the surface of the joints, which must be clean and free of loose parts, mould and calcium deposits. Wait a few minutes until the product applied on the joints is dry. Remove any traces of the product from the edges of the tiles using a damp sponge.

COLOURS AVAILABLE

Available in 40 colours of the range.

CONSUMPTION

Dependant on the size of the tiles and joints.

PACKAGING

1 kg drums and 160 g dosage canisters.

STORAGE

24 months in its original, sealed container stored under normal conditions.
Protect from frost.

SAFETY INSTRUCTIONS FOR PREPARATION AND APPLICATION

Instructions for the safe use of our products can be found on the latest version of the Safety Data Sheet, available from our website www.mapei.com.

PRODUCT FOR PROFESSIONAL USE.

TECHNICAL DATA (typical values)

PRODUCT IDENTITY

| | |
|---|-------------------------|
| Consistency: | thick liquid |
| Colours: | available in 40 colours |
| Density: | 1.37 g/cm ³ |
| pH: | 9 |
| Dry solids content: | 62% |
| Brookfield viscosity: | 8 Pa·s (# 6 - 10 rpm) |
| Covering capacity (contrast ratio): | 96.93 |
| Dirt pick-up (UNI 10792): | ΔE^* 0.27 |
| Abrasion resistance (DIN 53778): | > 10,000 cycles |
| Weatherometer resistance (ASTM G155), cycle 1: | ΔE^* 0.04 |
| Application temperature range: | from +5°C to +35°C |
| Ready for foot traffic: | 2 hours |
| Waiting time before putting the treated surface in contact with water: | 24 hours |

WARNING

Although the technical details and recommendations contained in this product data sheet correspond to the best of our knowledge and experience, all the above information must, in every case, be taken as merely indicative and subject to confirmation after long-term practical application; for this reason, anyone who intends to use the product must ensure beforehand that it is suitable for the envisaged application. In every case, the user alone is fully responsible for any consequences deriving from the use of the product.

Please refer to the current version of the Technical Data Sheet, available from our website www.mapei.com

LEGAL NOTICE

The contents of this Technical Data Sheet ("TDS") may be copied into another project-related document, but the resulting document shall not supplement or replace requirements per the TDS in force at the time of the MAPEI product installation.






The most up-to-date TDS can be downloaded from our website www.mapei.com.

ANY ALTERATION TO THE WORDING OR REQUIREMENTS CONTAINED OR DERIVED FROM THIS TDS EXCLUDES THE RESPONSIBILITY OF MAPEI.



UltraCare Fuga Fresca

| | | |
|-----|----------------|--|
| 100 | WHITE | |
| 103 | MOON WHITE | |
| 111 | SILVER GREY | |
| 123 | ANCIENT WHITE | |
| 112 | MEDIUM GREY | |
| 113 | CEMENT GREY | |
| 114 | ANTHRACITE | |
| 127 | ARCTIC GREY | |
| 110 | MANHATTAN 2000 | |
| 187 | LINEN | |
| 176 | GREEN-GREY | |
| 174 | TORNADO | |
| 125 | CASTLE GREY | |
| 119 | LONDON GREY | |
| 163 | LIGHT LILAC | |
| 168 | CERULEAN | |
| 167 | AVIO | |
| 169 | STEEL BLUE | |
| 172 | SPACE BLUE | |
| 177 | SAGE | |
| 130 | JASMINE | |
| 131 | VANILLA | |
| 137 | CARIBBEAN | |
| 132 | BEIGE 2000 | |
| 138 | ALMOND | |
| 141 | CARAMEL | |

| | | |
|-----|----------------|--|
| 142 | BROWN |  |
| 189 | SPELT |  |
| 133 | SAND |  |
| 134 | SILK |  |
| 188 | BISCUIT |  |
| 135 | GOLDEN DUST |  |
| 152 | BROWN |  |
| 144 | CHOCOLATE |  |
| 149 | VOLCANO SAND |  |
| 145 | TERRA DI SIENA |  |
| 143 | TERRACOTTA |  |
| 136 | MUD |  |
| 120 | BLACK |  |
| 150 | YELLOW |  |

N.B.: Due to the printing processes involved, the colours should be taken as merely indicative of the shades of the actual product

11009-4-2022 -GB

Any reproduction of texts, photos and illustrations published here is prohibited and subject to prosecution

